

Kidde Fire Protection

NATURA™ (400 Series) Inert Gas System

Component Description

IG-01 Argon Cylinder Assembly

FEATURES

- *Inert Gas Clean Agent Fire Suppression*
- *Safe for Personnel and Equipment*
- *Leaves No Residue*
- *Environmentally Friendly*
- *Release Unit offers Electric or Manual Actuation*
- *Two Available High-pressure (200 bar and 300 bar) Cylinder Sizes*
- *For Approvals, see the “COMPATIBILITY” table.*
- *REACH and RoHS compliant*

DESCRIPTION

Kidde Fire Protection NATURA™ (400 Series) Inert Gas System (Natura IGS system) using IG-01 (herein referred to as Agent) are fixed fire extinguishing systems that use the inert gas Argon, UN number 1006. Argon is colorless, odorless, nonflammable and nontoxic as a gas. Argon is the third-most abundant gas in the Earth's atmosphere. Argon is chemically inert under most conditions and forms no confirmed stable compounds at room temperature.

The Natura IGS system uses steel cylinders for gas storage. Each cylinder is manufactured in accordance with ISO 9809-2 and certified to TPED and/or UN/DOT.

Each cylinder is fitted with a pressure operated Kidde Fire Protection High Pressure cylinder valve. The valve assembly is equipped with a safety burst disc in compliance with DOT and/or TPED requirements. Each cylinder valve has connection ports for the release unit or slave gauge assembly, pilot line actuation hoses, and an agent discharge port.

Each cylinder and valve assembly is provided with an anti-recoil cap and a Safety Transport cap (Designed and tested to ISO 11117) as a safety feature designed to prevent uncontrolled, accidental discharge and damage during transport.

Standard cylinders are available in volumes of 80 litres or 140 litre filled with agent at pressures of 200 bar or 300 bar at a filling temperature of 15°C.

The cylinders are provided with the body painted red and green shoulder, with agency markings where applicable.

Figure 1 represents a typical cylinder assemblies.

Operating temperature ranges of:

- ISO 14520 / EN 15004: -20° to 50°C (-4° to 122°F)
- FM Approved / UL Listed: -20° to 54°C (-4° to 130°F)*

*Unless superseded by local/national standards



The anti-recoil cap and Safety Transport cap must be fitted whenever a valve is not connected to the piping system, or if the cylinder brackets are to be removed. Failure to install the safety cap could result in violent movement of the cylinder in the event of inadvertent actuation. Failure to follow these instructions could cause death, personal injury and/or property damage.






Figure 1. Typical Cylinder Assembly

Part Number	Capacity	Approximate Empty Weights	
		kg	lb
38-4180X1-XXX	80 L	103.0	227.1
38-4114X1-XXX	140 L	198.0	436.52
Part Number	Capacity	Approx. Filled Weight	
		kg	lb
38-418021-001	80 L	131.5	289.9
38-418031-001	80 L	143.8	317.0
38-411421-001	140 L	248.0	545.6
38-411431-001	140 L	269.4	593.8
Part Number	Capacity	Height (B)	
		in	mm
38-4180X1-XXX	80 L	74	1880
38-4114X1-XXX	140 L	73.4	1865
Part Number	Capacity	Diameter (A)	
		in	mm
38-4180X1-XXX	80 L	10.51	267
38-4114X1-XXX	140 L	14.17	360
Part Number	Capacity	Volume	
		in ³	m ³
38-4180X1-XXX	80 L	4882	0.08
38-4114X1-XXX	140 L	8543.32	0.14

Note: Agent choice does not impact cylinder dimensions.

CYLINDER VALVES

The Natura IGS system uses a pneumatically operated high pressure cylinder valve, designed for an operating pressure of up to 366 bar (tested and CE marked according to EN 12094-4, tested and PI marked according to ATR D 2/11 (TPED)). Each valve includes quick connect connectors for the pilot actuation line to allow pneumatic opening of the valve. Each master cylinder in the bank will be fitted with an electrical/manual release unit.

A pressure gauge/switch included in the release unit or slave cylinder gauge assembly provides local and optional remote monitoring of the cylinder pressure. Normally the gauge/switch is electrically connected in a single loop configuration for common remote monitoring.

After a discharge the cylinder valve will close automatically when the pressure has fallen to < 3 bar. The residual gas content will prevent ingress of moisture ensuring the inside of the cylinder will remain dry, thus providing protection against corrosion.

Figure 2 represents valve arrangement.

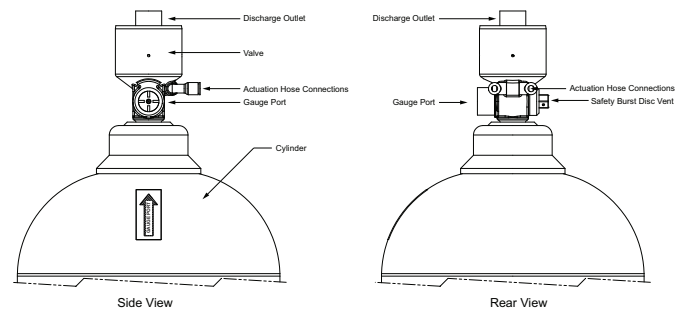


Figure 2. Valve General Arrangement

AGENT PURITY

The purity of the Argon shall be as follows:

- Argon greater than or equal to 99.99%
- Water less than or equal to 5 ppm

Note: Only principal contaminants are shown.

PRESSURE VERSE TEMPERATURE FORMULAS

The following table lists the Agent pressure verses temperature formulas for IG-01.

Temp. Unit	200 bar	300 bar
°F	$P = 0.600(t) + 164.5$	$P = 1.005(t) + 240.6$
°C	$P = 1.080(t) + 183.7$	$P = 1.809(t) + 272.8$

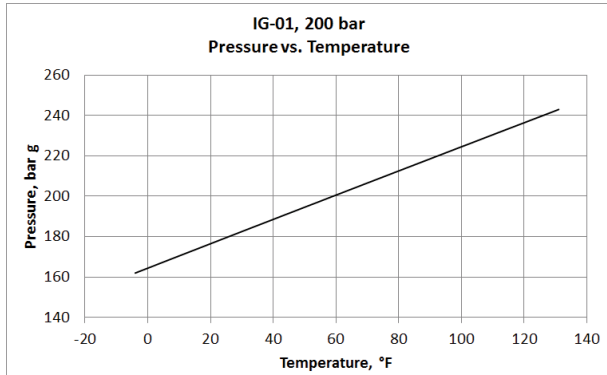


Figure 3. IG-01 Pressure/Temperature Curve Isometric Diagram for 200 bar, U.S. Customary Units

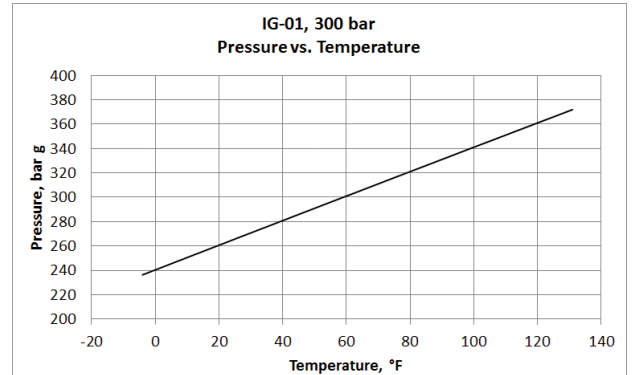


Figure 5. IG-01 Pressure/Temperature Curve Isometric Diagram for 300 bar, U.S. Customary Units

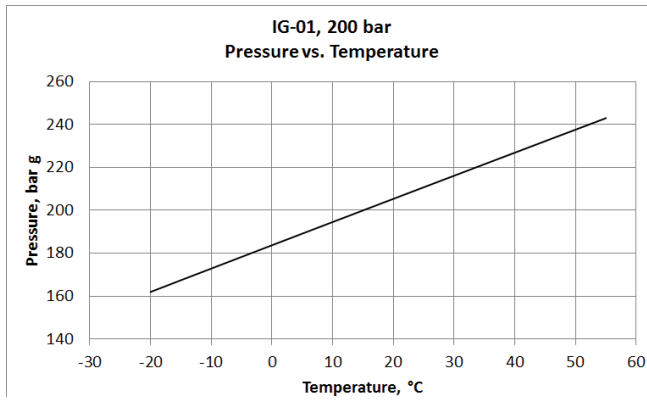


Figure 4. IG-01 Pressure/Temperature Curve Isometric Diagram for 200 bar, SI Units

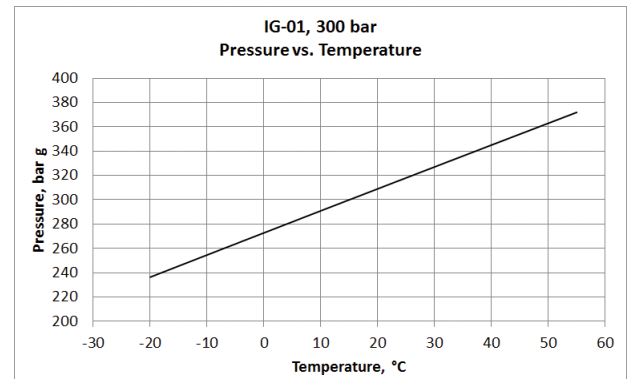


Figure 6. IG-01 Pressure/Temperature Curve Isometric Diagram for 300 bar, SI Units

COMPATIBILITY

Series	DIOM P/N	Approvals*
Natura IGS system	06-237518-001	LPCB, FM, UL
* For additional listings, contact Kidde Fire Protection		

ORDERING INFORMATION

Use the following part numbers when ordering cylinders.

Part Number	Description
38-418021-001	Kidde Fire Protection Branded 80L Cylinder filled with IG-01 to 200 bar
38-418031-001	Kidde Fire Protection Branded 80L Cylinder filled with IG-01 to 300 bar
38-411421-001	Kidde Fire Protection Branded 140L Cylinder filled with IG-01 to 200 bar
38-411431-001	Kidde Fire Protection Branded 140L Cylinder filled with IG-01 to 300 bar

SPARE PARTS FOR CYLINDERS

The following spare parts are available for the cylinder:

Part Number	Description
38-400011-001	Anti-recoil cap, with actuation test pin
15-9604-0011	Safety Transport Cap for 80L cylinders
15-9604-0014	Safety Transport Cap for 140L cylinders

EXPORT INFORMATION (USA)

Jurisdiction: EAR

Classification: EAR99

This document contains technical data subject to the EAR.

This literature is provided for informational purposes only. Kidde-Fenwal, LLC believes this data to be accurate, but it is published and presented without any guarantee or warranty whatsoever. Kidde-Fenwal, LLC assumes no responsibility for the product's suitability for a particular application. The product must be properly applied to work correctly. If you need more information on this product, or if you have a particular problem or question, contact KIDDE-FENWAL, LLC, Ashland, MA 01721.

Kidde-Fenwal, LLC
400 Main Street
Ashland, MA 01721, USA

KFI U.K. Limited
Station Road,
Bentham, Lancaster, LA2 7NA, UK

Kidde Technologies
Survey No. 28/2, 44/2 and 45
Rasyani, Dandapta Road
Raigad Maharashtra-410207, India

kiddefenwal.com | 508.881.2000



Kidde Fire Systems, Kidde Fire Protection and Fenwal Controls branded products are created exclusively by Kidde-Fenwal, LLC.

Unistrut is a registered trademark of Atkore International Group. Argonite is a registered trademark of Kidde-Fenwal, LLC.

All other trademarks are the property of their respective owners.

2026© Kidde-Fenwal, LLC | All Rights Reserved

P/N: KDS 38-41XXX1-001, KP-38-2001 Rev. AD