

Kidde Fire Protection NATURA™ (400 Series) Inert Gas System Component Description

IG-55 Argonite® Cylinder Assembly

FEATURES

- *Inert Gas Clean Agent Fire Suppression*
- *Safe for Personnel and Equipment*
- *Leaves No Residue*
- *Environmentally Friendly*
- *Release Unit offers Electric or Manual Actuation*
- *Two Available High-pressure (200 bar and 300 bar) Cylinder Sizes*
- *For Approvals, see the “COMPATIBILITY” table.*
- *REACH and RoHS compliant*

DESCRIPTION

Kidde Fire Protection NATURA™ (400 Series) Inert Gas System (Natura IGS system) using Argonite (IG-55) (herein referred to as Agent) are fixed fire extinguishing systems that use an inert, gaseous mixture of 50% Nitrogen and 50% Argon, Argonite, UN number of 1956.

Argon and Nitrogen are colorless, odorless, nonflammable and nontoxic as a gas. Nitrogen is the most abundant gas in the Earth's atmosphere. Argon is the third most abundant gas.

Kidde Natura IGS uses steel cylinders for gas storage. Each cylinder is manufactured in accordance with ISO 9809-2 and certified to TPED and/or UN/DOT.

Each cylinder is fitted with a pressure operated Kidde High Pressure cylinder valve. The valve assembly is equipped with a safety burst disc in compliance with DOT and/or TPED requirements. Each cylinder valve has connection ports for the release unit or slave gauge assembly, pilot line actuation hoses, and an agent discharge port.

Each cylinder and valve assembly is provided with an anti-recoil cap and a Safety Transport cap (Designed and tested to ISO 11117) as a safety feature designed to prevent uncontrolled, accidental discharge and damage during transport.

Standard cylinders are available in volumes of 80 litres or 140 litre filled with agent at pressures of 200 bar or 300 bar at a filling temperature of 15°C.

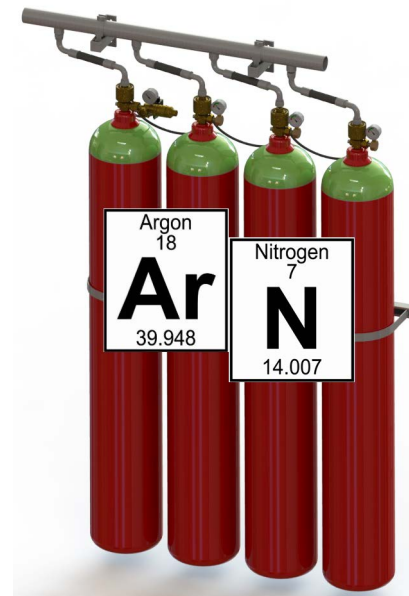
The cylinders are provided with the body painted red and green shoulder, with agency markings where applicable.

Figure 1 represents a typical cylinder assemblies.

Operating temperature ranges of:

- ISO 14520 / EN 15004: -20° to 50°C (-4° to 122°F)
- FM Approved / UL Listed: -20° to 54°C (-4° to 130°F)*

*Unless superseded by local/national standards



The anti-recoil cap and Safety Transport cap must be fitted whenever a valve is not connected to the piping system, or if the cylinder brackets are to be removed. Failure to install the safety cap could result in violent movement of the cylinder in the event of inadvertent actuation. Failure to follow these instructions could cause death, personal injury and/or property damage.






Figure 1. Typical Cylinder Assembly

Part Number	Capacity	Approximate Empty Weights	
		kg	lb
38-4180X1-055	80 L	103.0	227.1
38-4114X1-055	140 L	198.0	436.52
Part Number	Capacity	Approx. Filled Weight	
		kg	lb
38-418021-055	80 L	125.8	277.4
38-418031-055	80 L	135.1	297.9
38-411421-055	140 L	238.0	523.5
38-411431-055	140 L	254.2	560.4
Part Number	Capacity	Height (B)	
		in	mm
38-4180X1-055	80 L	74	1880
38-4114X1-055	140 L	73.4	1865
Part Number	Capacity	Diameter (A)	
		in	mm
38-4180X1-055	80 L	10.51	267
38-4114X1-055	140 L	14.17	360
Part Number	Capacity	Volume	
		in ³	m ³
38-4180X1-055	80 L	4882	0.08
38-4114X1-055	140 L	8543.32	0.14

Note: Agent choice does not impact cylinder dimensions.

CYLINDER VALVES

Kidde Natura IGS uses a pneumatically operated high pressure cylinder valve, designed for an operating pressure of up to 366 bar (tested and CE marked according to EN 12094-4, tested and PI marked according to ATR D 2/11 (TPED)). Each valve includes quick connect connectors for the pilot actuation line to allow pneumatic opening of the valve. Each master cylinder in the bank will be fitted with an electrical/manual release unit.

A pressure gauge/switch included in the release unit or slave cylinder gauge assembly provides local and optional remote monitoring of the cylinder pressure. Normally the gauge/switch is electrically connected in a single loop configuration for common remote monitoring.

After a discharge the cylinder valve will close automatically when the pressure has fallen to < 3 bar. The residual gas content will prevent ingress of moisture ensuring the inside of the cylinder will remain dry, thus providing protection against corrosion.

Figure 2 represents valve arrangement.

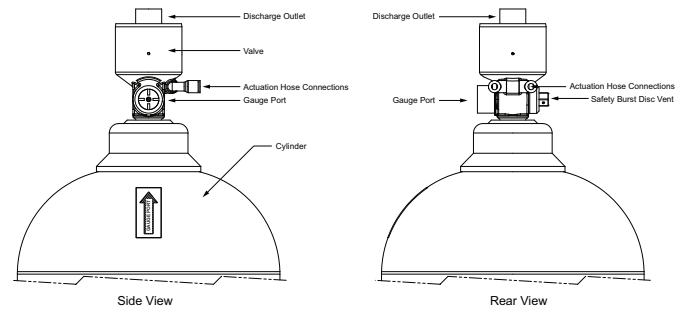


Figure 2. Valve General Arrangement

PURITY OF ARGON AND NITROGEN

Elements shall meet the following purity specification:

Argon:

- Argon greater than or equal to 99.99%
- Oxygen less than or equal to 10 ppm
- Water less than or equal to 10 ppm

Nitrogen:

- Nitrogen greater than or equal to 99.7%
- Oxygen less than or equal to 10 ppm
- Water less than or equal to 10 ppm

Note: Only principal contaminants are shown. Other measurements may include: Carbon Monoxide, Carbon Dioxide, Nitrogen Oxide, and Nitrogen Dioxide most < 20 ppm.

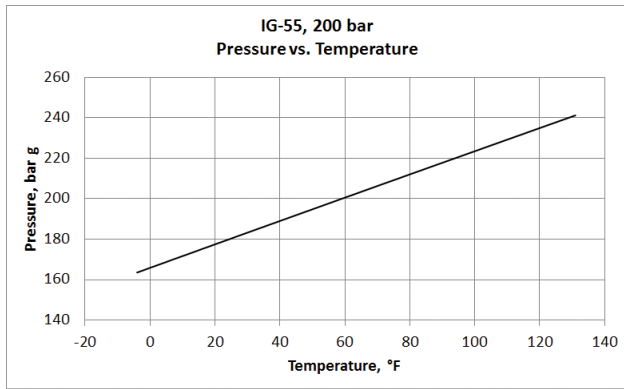


Figure 3. Argonite (IG-55) Pressure/Temperature Curve Iso-metric Diagram for 200 bar, U.S. Customary Units

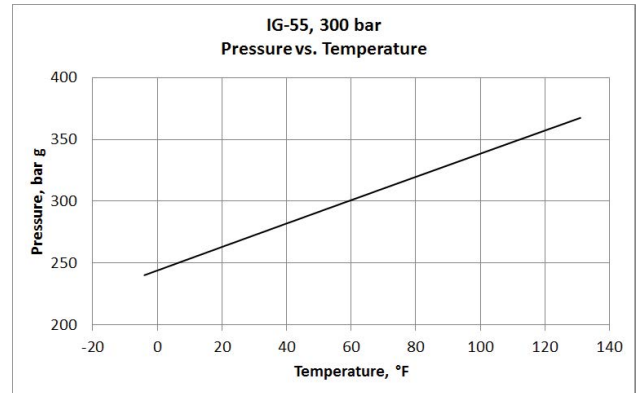


Figure 5. Argonite (IG-55) Pressure/Temperature Curve Iso-metric Diagram for 300 bar, U.S. Customary Units

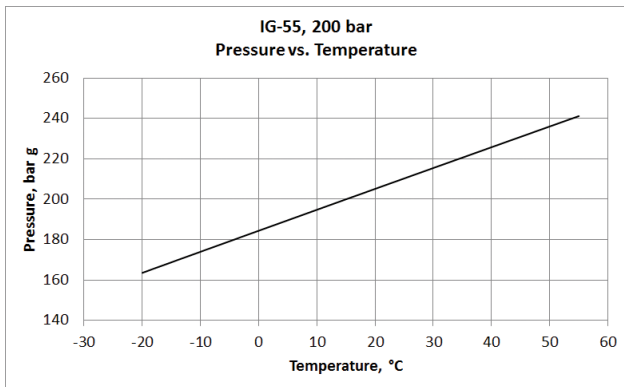


Figure 4. Argonite (IG-55) Pressure/Temperature Curve Iso-metric Diagram for 200 bar, SI Units

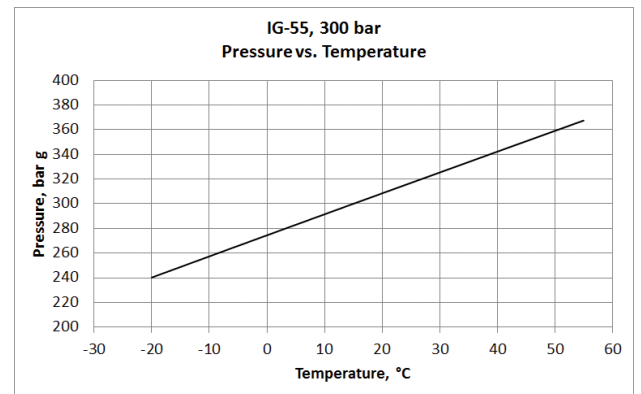


Figure 6. Argonite (IG-55) Pressure/Temperature Curve Iso-metric Diagram for 300 bar, SI Units

PRESSURE VERSE TEMPERATURE FORMULAS

The following table lists the Agent pressure verses temperature formulas for Argonite (IG-55).

Temp. Unit	200 bar	300 bar
°F	$P = 0.575(t) + 166.0$	$P = 0.943(t) + 244.2$
°C	$P = 1.035(t) + 184.4$	$P = 1.697(t) + 274.4$

COMPATIBILITY

Series	DIOM P/N	Approvals*
Natura IGS system	06-237518-001	LPCB, FM, UL
* For additional listings, contact Kidde Fire Protection		

ORDERING INFORMATION

Use the following part numbers when ordering refilled cylinders.

Part Number	Description
38-418021-055	Kidde Fire Protection Branded 80L Cylinder refilled with Argonite (IG-55) to 200 bar
38-418031-055	Kidde Fire Protection Branded 80L Cylinder refilled with Argonite (IG-55) to 300 bar
38-411421-055	Kidde Fire Protection Branded 140L Cylinder refilled with Argonite (IG-55) to 200 bar
38-411431-055	Kidde Fire Protection Branded 140L Cylinder refilled with Argonite (IG-55) to 300 bar

SPARE PARTS FOR CYLINDERS

The following spare parts are available for the cylinder:

Part Number	Description
38-400011-001	Anti-recoil cap, with actuation test pin
15-9604-0011	Safety Transport Cap for 80L cylinders
15-9604-0014	Safety Transport Cap for 140L cylinders

EXPORT INFORMATION (USA)

Jurisdiction: EAR

Classification: EAR99

This document contains technical data subject to the EAR.

This literature is provided for informational purposes only. Kidde-Fenwal, LLC believes this data to be accurate, but it is published and presented without any guarantee or warranty whatsoever. Kidde-Fenwal, LLC assumes no responsibility for the product's suitability for a particular application. The product must be properly applied to work correctly. If you need more information on this product, or if you have a particular problem or question, contact KIDDE-FENWAL, LLC, Ashland, MA 01721.

Kidde-Fenwal, LLC
400 Main Street
Ashland, MA 01721, USA

KFI U.K. Limited
Station Road,
Bentham, Lancaster, LA2 7NA, UK

Kidde Technologies
Survey No. 28/2, 44/2 and 45
Rasyani, Dandapta Road
Raigad Maharashtra-410207, India

kiddefenwal.com | 508.881.2000

Kidde Fire Systems, Kidde Fire Protection and Fenwal Controls branded products are created exclusively by Kidde-Fenwal, LLC.
Unistrut is a registered trademark of Atkore International Group. Argonite is a registered trademark of Kidde-Fenwal, LLC.
All other trademarks are the property of their respective owners.
2026© Kidde-Fenwal, LLC | All Rights Reserved



P/N: KDS 38-41XXX1-055, KP-38-2010 Rev. AD